

porodo



Porodo

**LifeStyle Private Hair
Trimmer 14500mAh**

PD-LSPHTM-BK

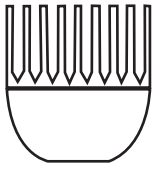
Table of Contents

Package Contents.....	2
Features.....	2
Specifications.....	3
Schematic View.....	3
Charging.....	4
Blade Replacement.....	4
Adjustable Guide Comb.....	4
Cleaning and Maintenance.....	5
Safety Warnings.....	5
Warranty.....	6
Contact Us.....	6

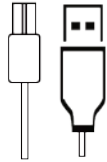
Before installing and using the product, please carefully read this User Manual to guarantee correct usage and keep it secure for future reference.

Package Contents

Accessories



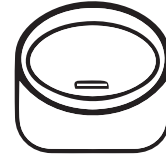
Guide Comb
(2mm, 4mm, 6mm)



USB Cable



Cleaning Brush



Charging Dock



Caution:

1. Recharge only when necessary.
2. Avoid connecting the USB cable with damp hands.
3. Do not mishandle the charging cable; refrain from stretching, bending, or pulling it.

Note: Please charge the trimmer before initial use.



Features

1. Ceramic Blades:

These are precision-engineered blades designed to seamlessly cut through hair without any pulling, tugging, or cuts. They feature an extra-compact trimming blade that ensures safe trimming in sensitive areas.

2. Mute Handling:

This device boasts an exceptionally powerful motor that operates with minimal noise and vibration, alongside a no-slip handle grip, facilitating a more controlled and quiet grooming experience.

3. 100 % Waterproof:

The unit is completely waterproof, making it safe and convenient for use in the shower, enhancing the comfort of your grooming routine.

4. Powerful 7000 RPM Motor:

Specially crafted to groom the body effectively as the robust motor delivers 7,000 cutting strokes per minute, adeptly handling thick hair across all body areas.

5. Trimming Guide Comb:

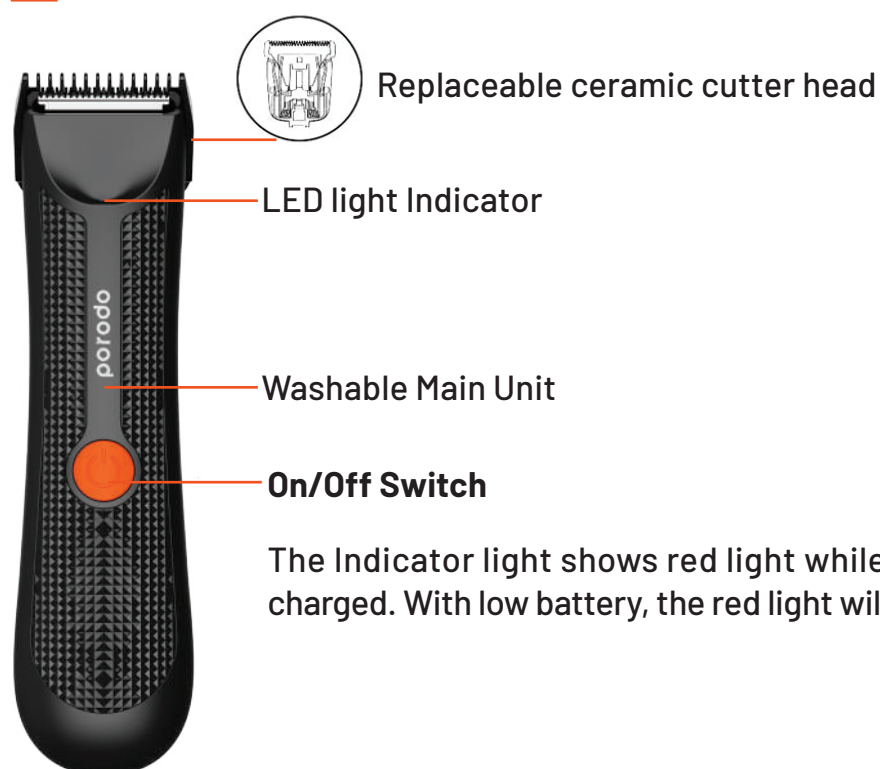
It comes with an adjustable guide comb, allowing for a customizable trim length to suit your personal preferences.

Note: The 2mm setting is suggested for polished and stylish appearance.

Specifications

Size	151×40×34mm
Weight	125.5gr
Charging Time	Approximately 90 minutes
Operating Time (After Full Charge)	90 minutes
Operating Voltage	3.0V
Input	5V= – USB
Power	5W
Power Source	Rechargeable and corded use

Schematic View

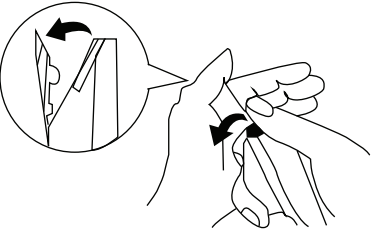
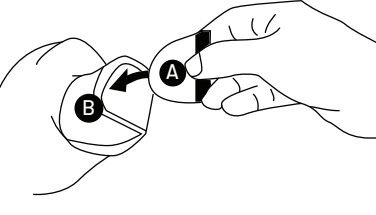
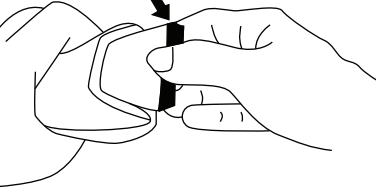


The Indicator light shows red light while charging, and green light when fully charged. With low battery, the red light will blink until the device shuts down.

Charging

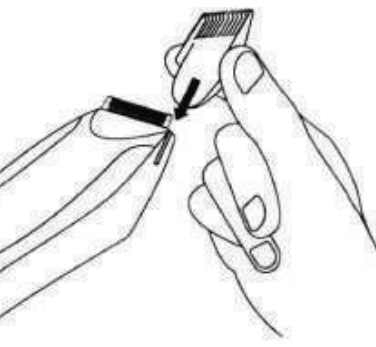
Fully charge the device before use by plugging in the USB cable. This will take about 90 minutes.

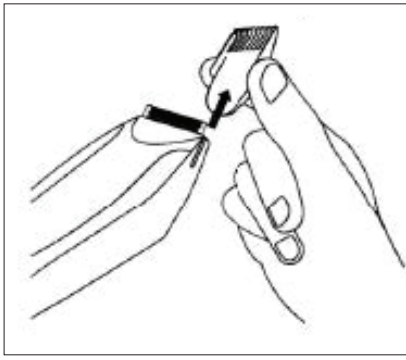
Blade Replacement

	Step 1 Press the top of the blade with your thumb and push forward in the direction of the arrow.
	Step 2 Place the new blade (part A) into the trimmer body (slot B) with the blade side facing up.
	Step 3 Press the blade back until you hear a click.

Note: Blades can be delicate. Dispose of any damaged blades immediately. For optimal performance and sanitation, replace the blades every 3 months.

Adjustable Guide Comb


	Installation To secure the guide comb to the trimmer, align the comb over the front of the trimmer so that the comb's notches slide into the grooves along the sides of the trimmer's body. Adjust the length by moving the notches up or down to the desired length.
---	---



Removal

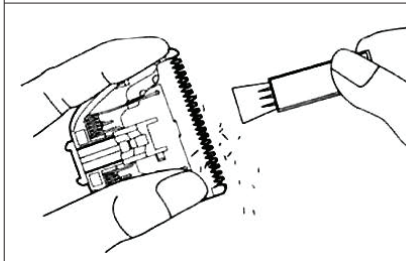
To detach the guide comb, press upward on the bottom of the comb and then slide it away from the trimmer body.

Cleaning and Maintenance



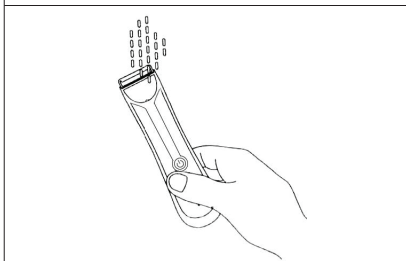
Step 1

Detach the blade. Utilize the cleaning brush to sweep hair clippings from the blade slots into a waste container.



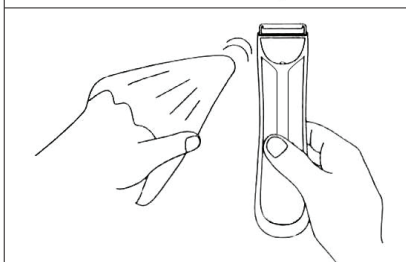
Step 2

Use the cleaning brush to remove hair debris from between the blade's teeth and discard into a trash bin.



Step 3

Cleanse the trimmer by rinsing it under a stream of water.



Step 4

Gently wipe the trimmer's exterior surface using a soft cloth.

Safety Warnings

1. Switch off the trimmer prior to cleaning or swapping out blade modules.
2. The trimmer is designed for individual care. It should not be used on animals.

Warranty

Products that you buy directly from our **Porodo** website or shop come with a 24-month warranty.

When you buy **Porodo** products from any of our approved sellers, you only get a 12-month warranty. If you want to extend this warranty, go to our website at **<https://porodo.net/warranty>** and fill out the form with your information. Don't forget to upload a picture of the product too. After we've checked and accepted your request, we'll send you an email to confirm that your product's warranty has been extended.

For more info, please check:

<https://www.porodo.net/warranty>

Contact Us

If you have any questions about this Privacy Policy, please contact us at:

info@porodo.net

Website: **porodo.net**

Service Support: **support@porodo.net**

Instagram: **[porodo](https://www.instagram.com/porodo)**